

KOALA

L I V I N G

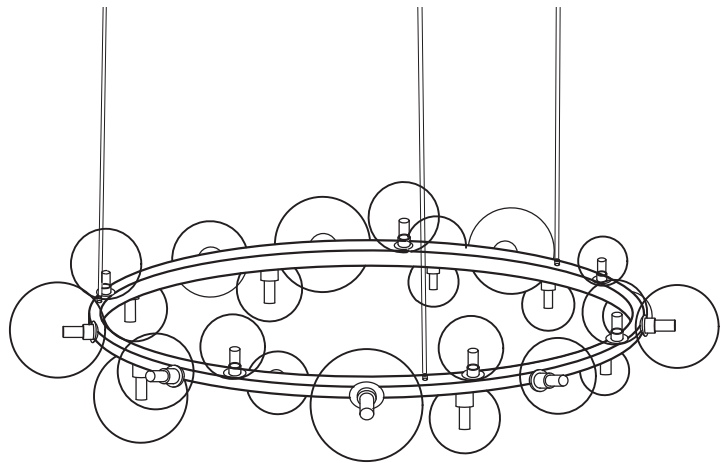
Assembly Instruction

Product Name: Bubbles Transparent Glass Chandelier 80 cm - Frosted Black Metal Body

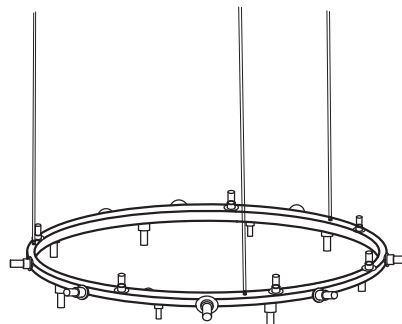
Product Id: 129059

Hardware List

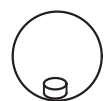
A	Expasion Screws - B	2 pcs
B	Wire Fixing Device	2 pcs
C	Tapping Screw - B	2 pcs
D	Wire Moving Device	2 pcs
E	Steel Wire Rope	2 pcs
F	Expasion Screws - A	2 pcs
G	Mounting Plate	1 pc
H	Terminal Block	1 pc
I	Tapping Screw - A	2 pcs
J	Pull Clasp	1 pc
K	Power Cord	1 pc
L	Screw	2 pcs
M	Mounting Box	1 pc
N	Plastic Screw	1 pc
O	G9 Bulb (not included)	24 pcs
P	G9 Socket	24 pcs



Part List



Body 1 pc

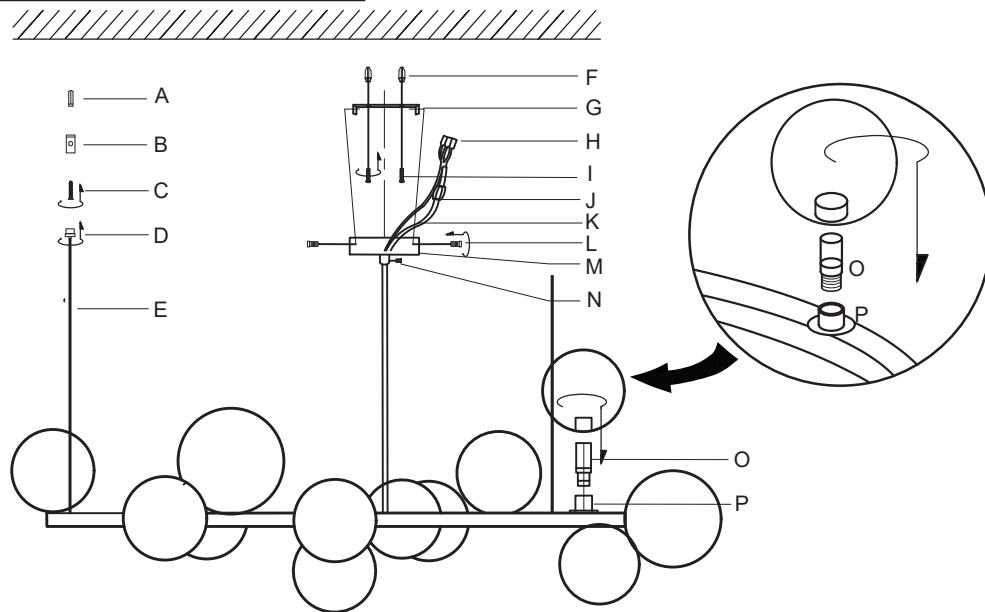


Glass Shade 24 pcs

Note

1. Assemble the item on a soft, well-lit surface like cardboard or carpet.
2. Keep all packaging materials intact until assembly is complete.
3. Before assembling the item, carefully read all provided instructions and check all parts and components.
4. Handle tools with care during assembly to prevent injuries.

Installation Instruction



1. After adjusting the power cord(K) height to the appropriate position, lock plastic screw(N), adjust the position of pull clasp(J) in the power cord.
2. Calculate the appropriate installation position, install the expansion screws-A(F) and screws-B (A) onto the ceiling.
3. Fix the mounting plate(G) to the expansion screw-A with the tapping screw-A(I), then fix the wire fixing device(B) to the expansion screw-B(A) with the tapping screw-B(C).
4. Install the power cord and the ground cord onto the terminal block(H), the main line is connected to the terminal block (make sure the power is off before connecting the main line, Please connect the positive and negative polarity of the wire correctly).
5. Place the mounting box(M) to the mounting plate(G) and tighten it with the screw(L).
6. Lock wire moving device(D) to wire fixing device(B), and adjust the steel wire rope(E) to the appropriate height.
7. Install light bulb(O) into socket(P) (bulb not included), then install lamp shade into socket.

220-240V a.c, 50Hz G9; Max.7W ta:25°C

If the external flexible cable or cord this luminaire is damaged, it shall be exclusively replaced by the manufacturer or his service agent or a similar qualified person in order to avoid a hazard.

