

# KOALA


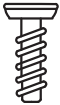

## L I V I N G

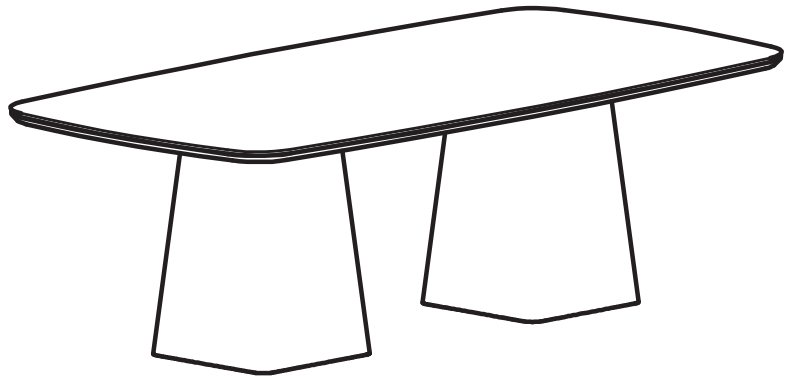
### Assembly Instruction

Product Name: Dunstan Calacatta Viola Sintered Stone Rectangular Dining Table  
Amber Brown Wooden Legs


Product Id: 129352

#### Hardware List



- |   |   |                    |        |
|---|---|--------------------|--------|
| A |    | Allen Key<br>5mm   | 1 pc   |
| B |  | Allen Bolt<br>8*35 | 16 pcs |
| C |  | Washer<br>8*20     | 16 pcs |



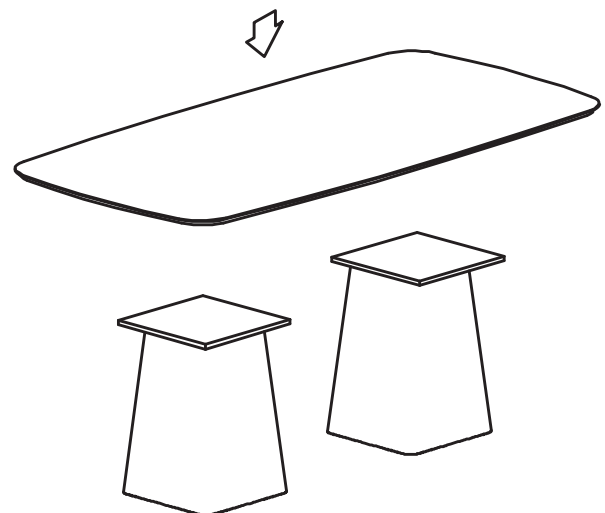
#### Part List



1 pcs



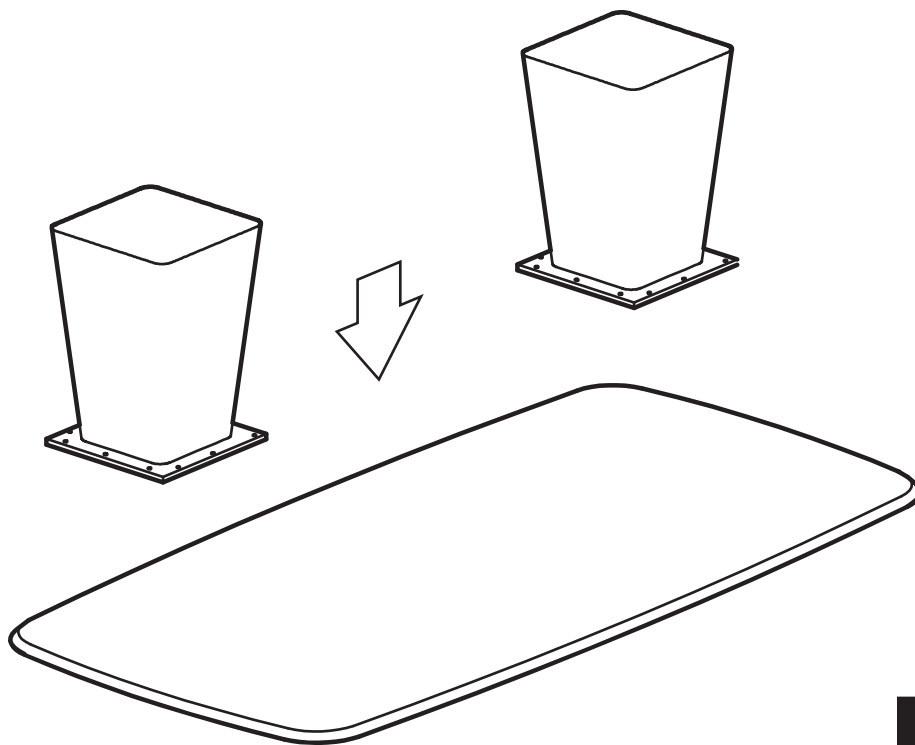
2 pcs



## Note

1. Assemble the item on a soft, well-lit surface like cardboard or carpet.
2. For safety and efficiency, it's best to have two or more people assist with assembly to handle heavy parts safely and collaborate effectively.
3. Keep all packaging materials intact until assembly is complete.
4. Before assembling the item, carefully read all provided instructions.
5. Handle tools with care during assembly to prevent injuries.

1



2

