

KOALA




L I V I N G

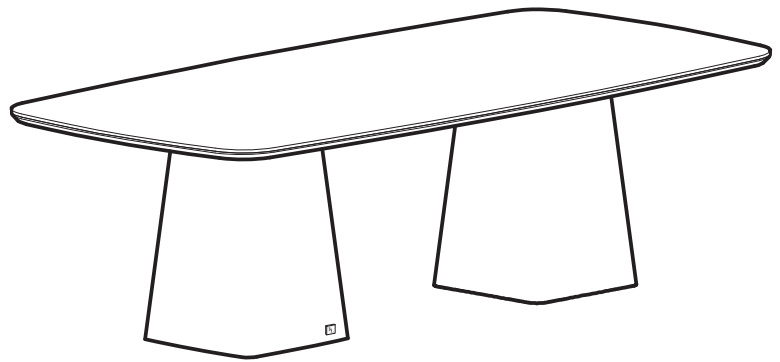
Assembly Instruction

Product Name: Dunstan Smoky Walnut Veneer Rectangular Dining Table - 240x120cm

Product Id: 131636

Hardware List

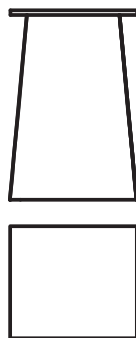
- A  Washer 8*20 16 pcs
- B  Allen Bolt 8*35 16 pcs
- C  Allen Key 5mm 1 pc



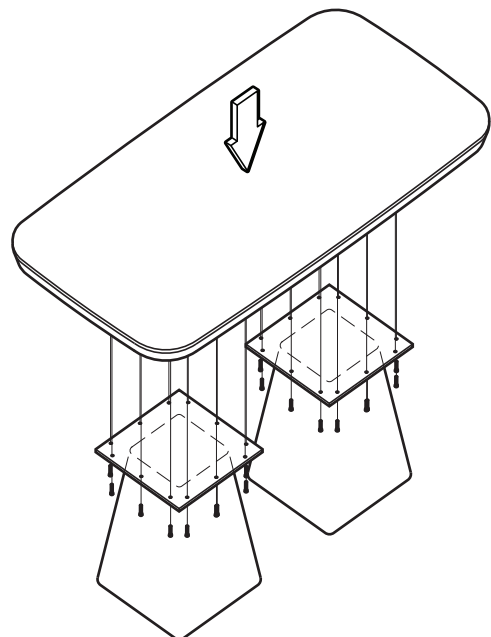
Part List



Table Top
1 pcs



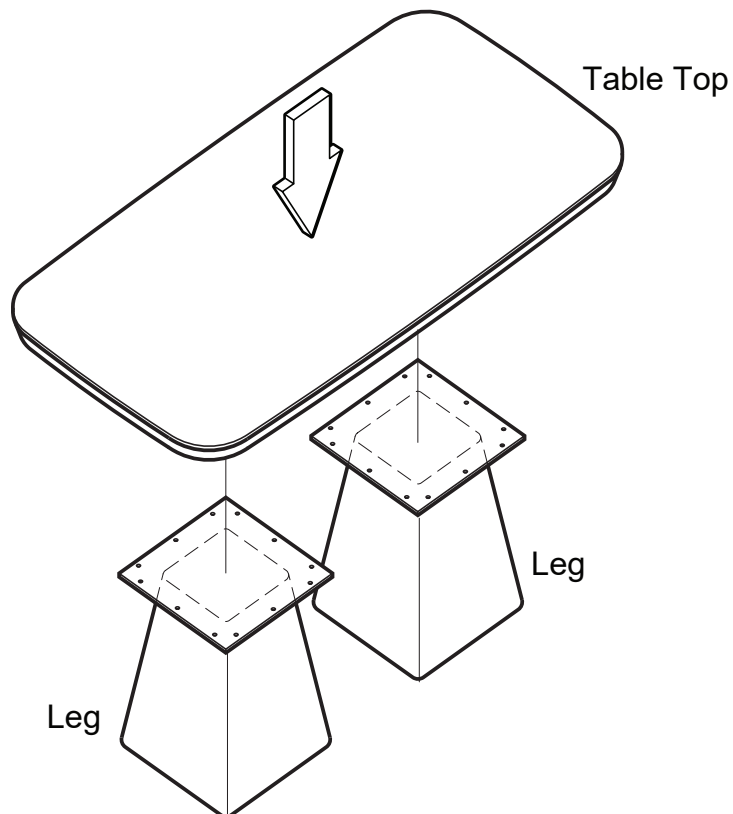
Leg
2 pcs



Note

1. Assemble the item on a soft, well-lit surface like cardboard or carpet.
2. For safety and efficiency, it's best to have two or more people assist with assembly to handle heavy parts safely and collaborate effectively.
3. Keep all packaging materials intact until assembly is complete.
4. Before assembling the item, carefully read all provided instructions.
5. Handle tools with care during assembly to prevent injuries.

1



2

