

KOALA




L I V I N G

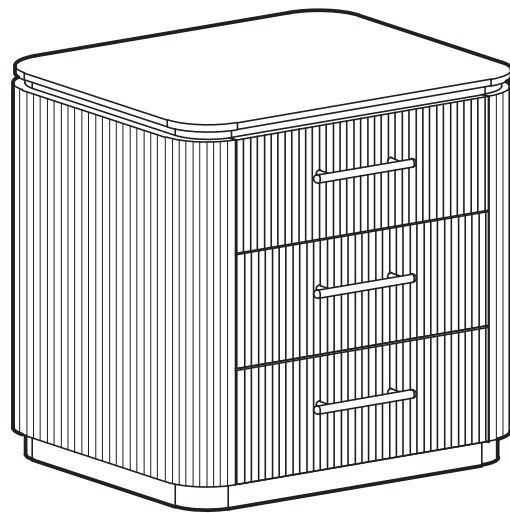
Assembly Instruction

Product Name: San Pierre Ebony Brown Ash Veneer Bedside Table
Cream Travertine Finish Sintered Stone Top 60X50X59cm

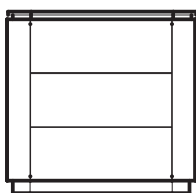

Product Id: 129842

Hardware List

- | | | | |
|---|---|--------------------|-------|
| A |  | Allen Key
4mm | 1 pc |
| B |  | Allen Bolt
6*35 | 6 pcs |
| C |  | Washer
6*13 | 6 pcs |



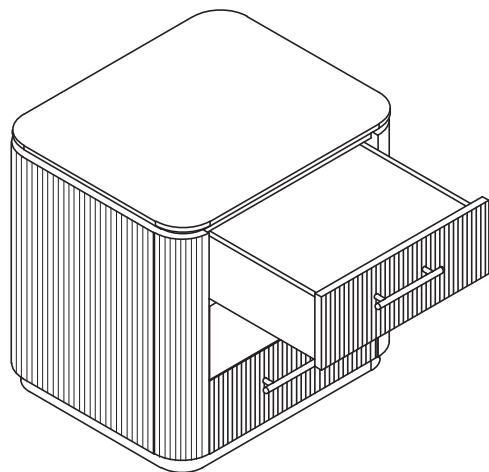
Part List



1 pc



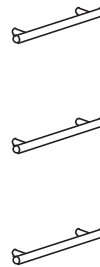
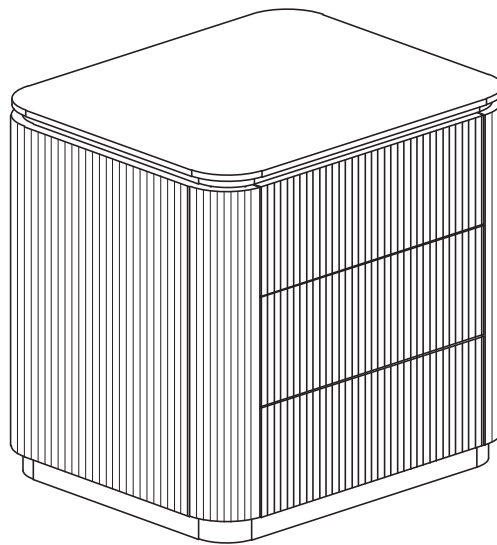
3 pc



Note

1. Assemble the item on a soft, well-lit surface like cardboard or carpet.
2. For safety and efficiency, it's best to have two or more people assist with assembly to handle heavy parts safely and collaborate effectively.
3. Keep all packaging materials intact until assembly is complete.
4. Before assembling the item, carefully read all provided instructions.
5. Handle tools with care during assembly to prevent injuries.

1



2

