

KOALA





L I V I N G

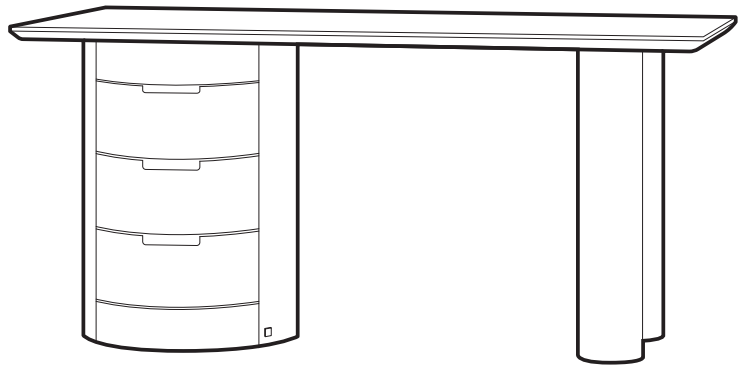
Assembly Instruction

Product Name: Terzetto Pandora Brown Sintered Stone Desk Table
Dark Brown Ash Legs

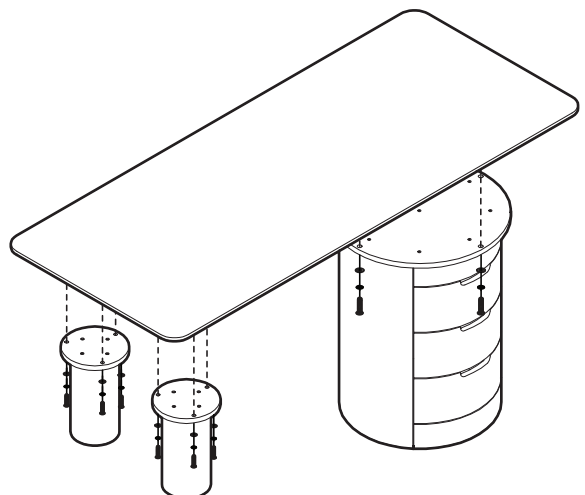
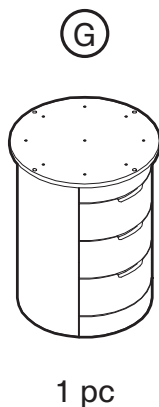
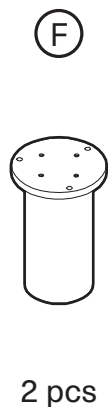
Product Id: 129134

Hardware List

- | | | | |
|---|---|-------------------------|--------|
| A |  | Allen Key
5mm | 1 pc |
| B |  | Allen Bolt
5/16*35mm | 10 pcs |
| C |  | Spring Washer
Ø13mm | 10 pcs |
| D |  | Washer
Ø19mm | 10 pcs |



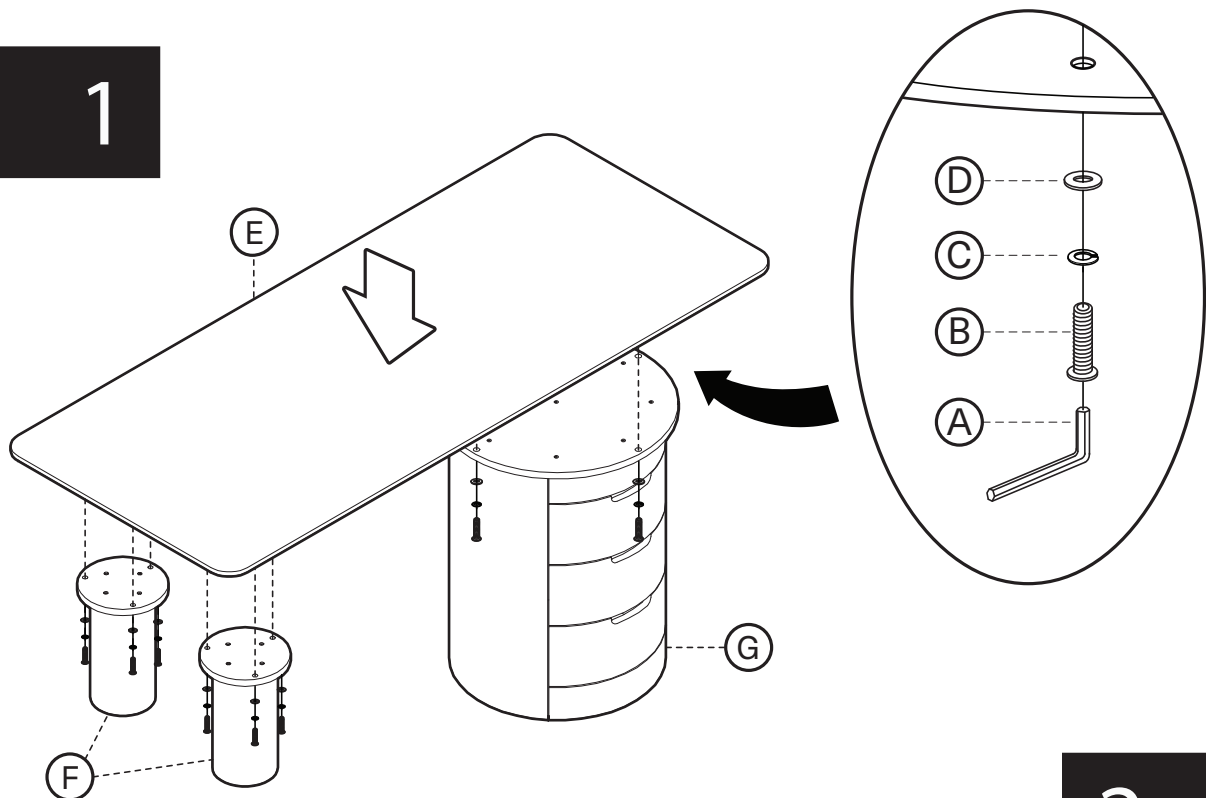
Part List



Note

1. Assemble the item on a soft, well-lit surface like cardboard or carpet.
2. For safety and efficiency, it's best to have two or more people assist with assembly to handle heavy parts safely and collaborate effectively.
3. Keep all packaging materials intact until assembly is complete.
4. Before assembling the item, carefully read all provided instructions.
5. Handle tools with care during assembly to prevent injuries.

1



2

