

KOALA


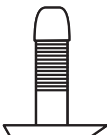

L I V I N G


Assembly Instruction

Product Name: Anna Clear Glass Antique Gold Pendant - Large

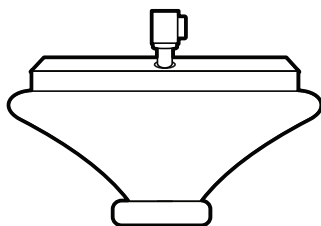
Product Id: 128174

Hardware List

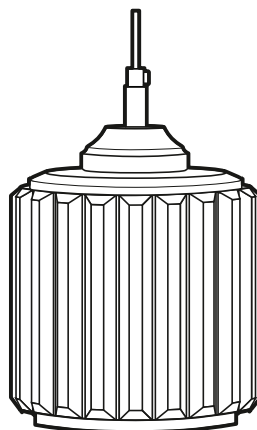
- | | | | |
|---|---|-----------------------------------|-------|
| A |  | Screw Anchors | 2 pcs |
| B |  | Screw | 4 pcs |
| C |  | E27 Pointy Bulb
(not included) | 1 pc |



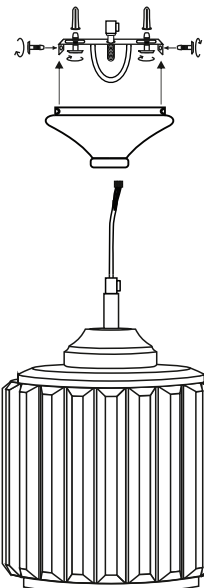
Part List



Canopy
1 pc



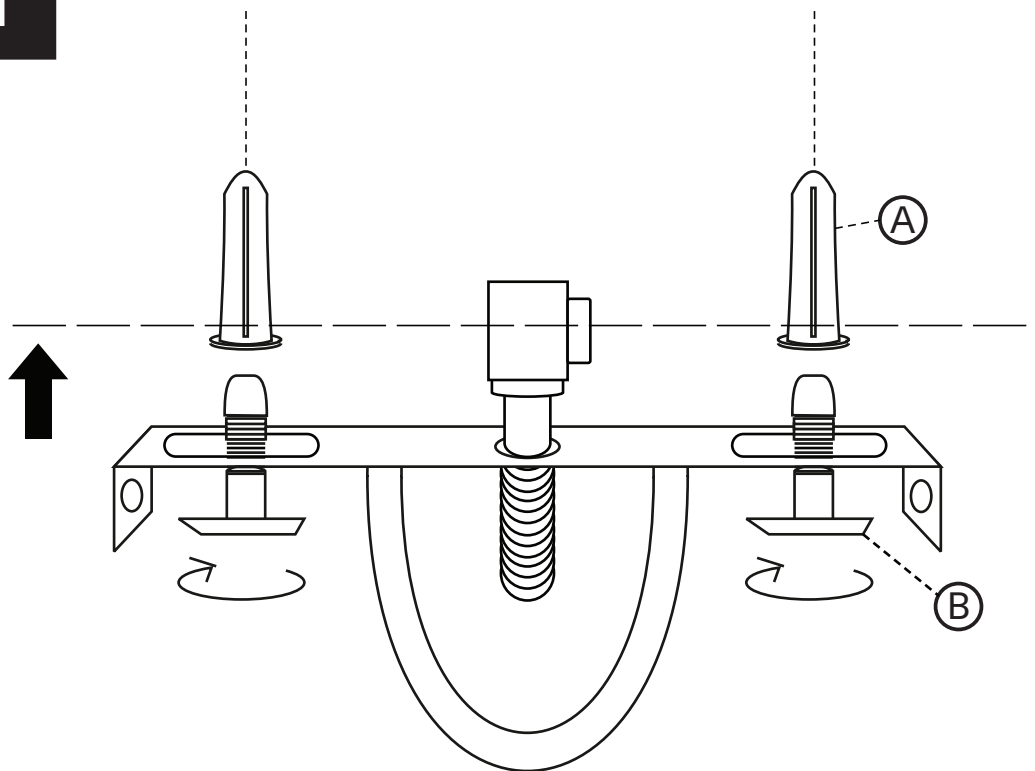
Glass Pendant
1 pc



Note

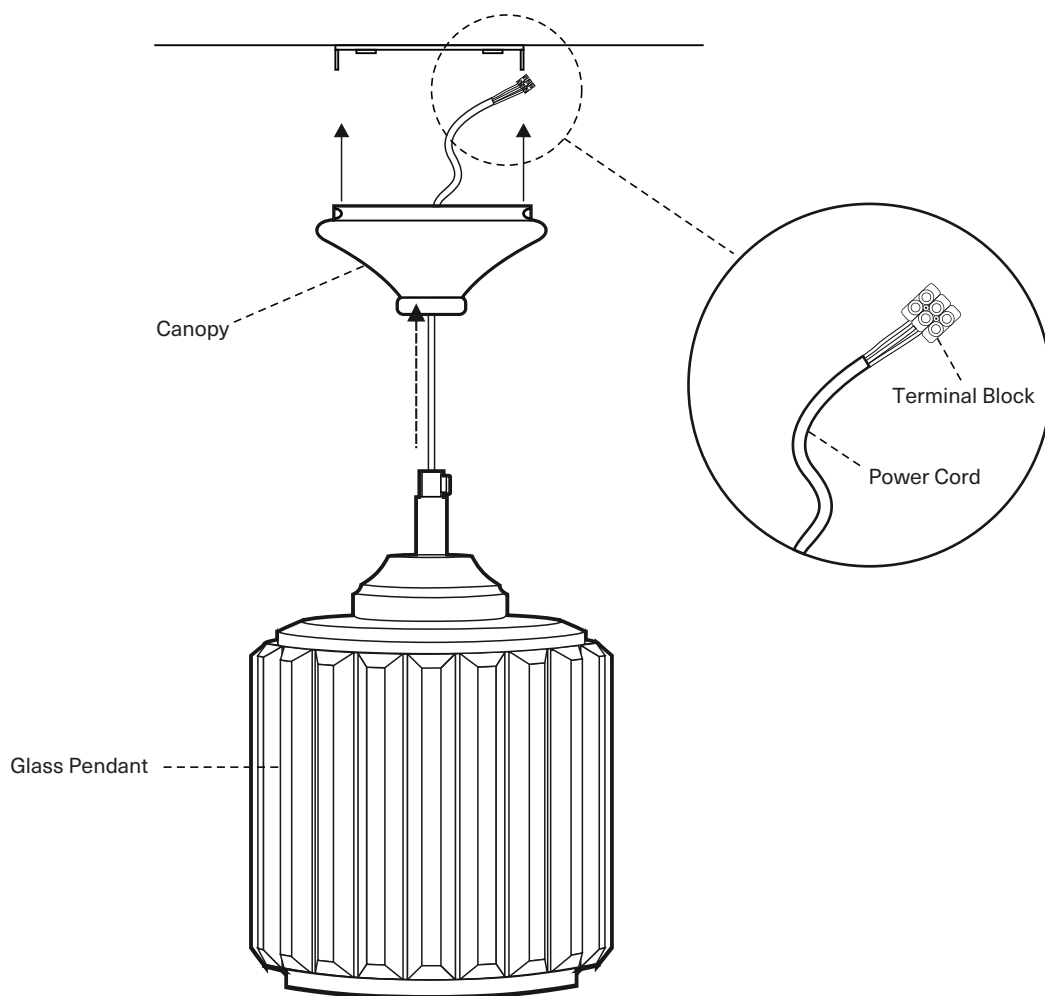
1. Assemble the item on a soft, well-lit surface like cardboard or carpet.
2. Keep all packaging materials intact until assembly is complete.
3. Before assembling the item, carefully read all provided instructions and check all parts and components.
4. Handle tools with care during assembly to prevent injuries.
5. Assemble procedure with pictorial (illustration) presentation.
6. As shown in the figure, if the product is K/D structure, please enter neck into base. If it is not K/D, please go directly to the first step.

1



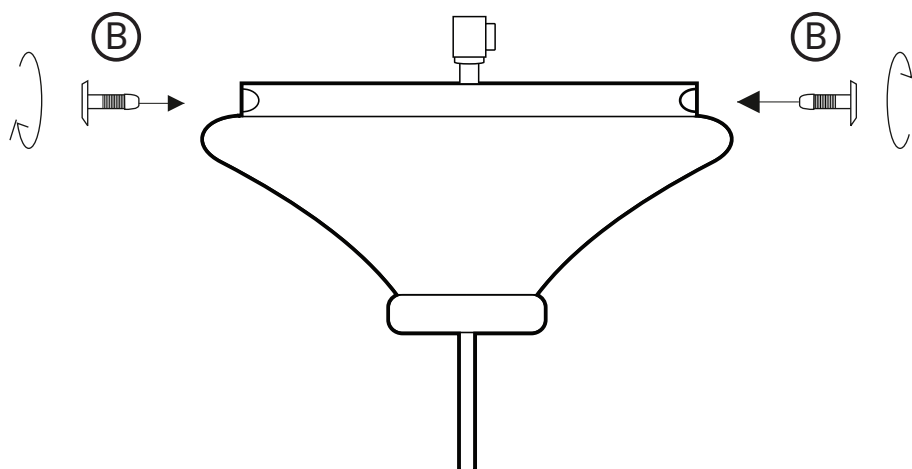
Fix the mounting strap to the plaster/ dry or similar ceiling properly with hardware provided.

2



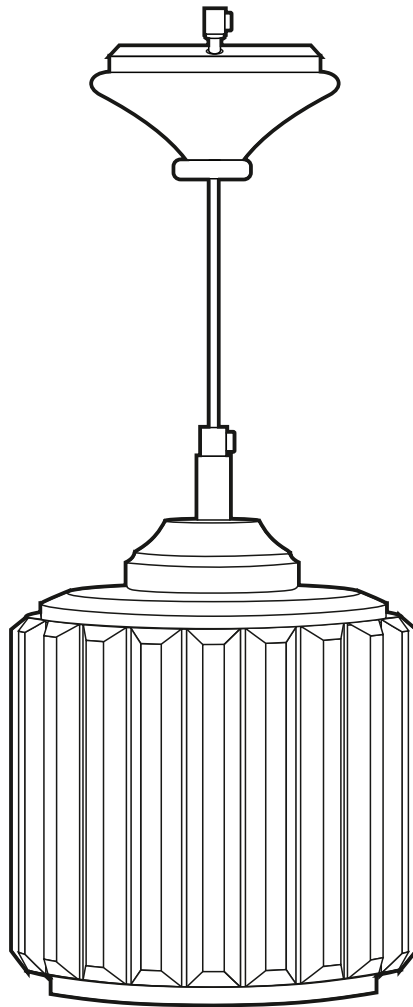
Unscrew the connector and loosen the cord grip and insert cord in the mounting strap through the canopy. Attach the black coloured wire to phase, white coloured wire to neutral and green coloured wire to earth.

3



Fix the canopy to the mounting strap as shown below, and lock with hardware provided.

4



Important Safety Instruction

This portable luminaire has a polarized plug (one blade is wider than the other) as a safety feature to reduce the risk of electric shock. This plug will fit in a polarized outlet only one way. If it does not fit fully in the outlet, reverse the plug. If it still does not fit, contact qualified electrician. Never use with an extension cord unless the plug can be fully inserted. Do not alter the plug.

220-240V a.c, 50Hz E27; Max.25W ta:25°C

If the external flexible cable or cord this luminaire is damaged, it shall be exclusively replaced by the manufacturer or his service agent or a similar qualified person in order to avoid a hazard.

