

KOALA




L I V I N G


Assembly Instruction

Product Name: Amy Sand Beige Vegan Leather 67cm Counter Stool

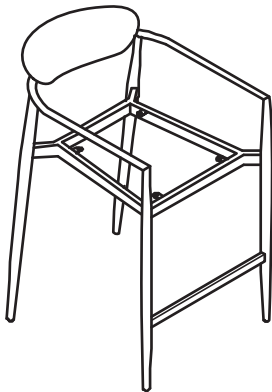
Product Id: 128666

Hardware List

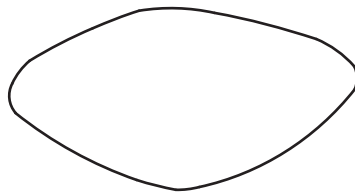
- | | | | |
|---|---|----------------------|-------|
| A |  | Allen Key
4mm | 1 pc |
| B |  | Allen Bolt
M6xL15 | 4 pcs |
| C |  | Washer
Ø16xØ6 | 4 pcs |



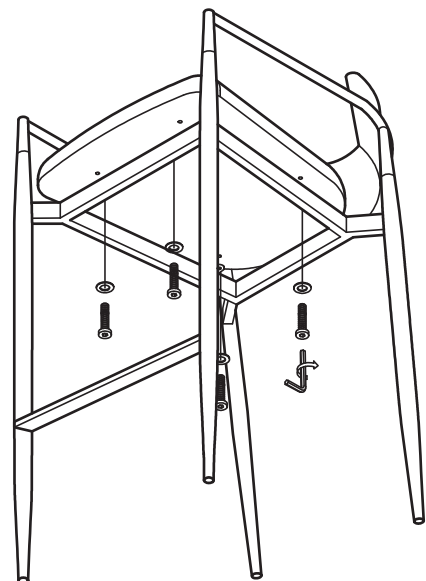
Part List



Legs
1 pc



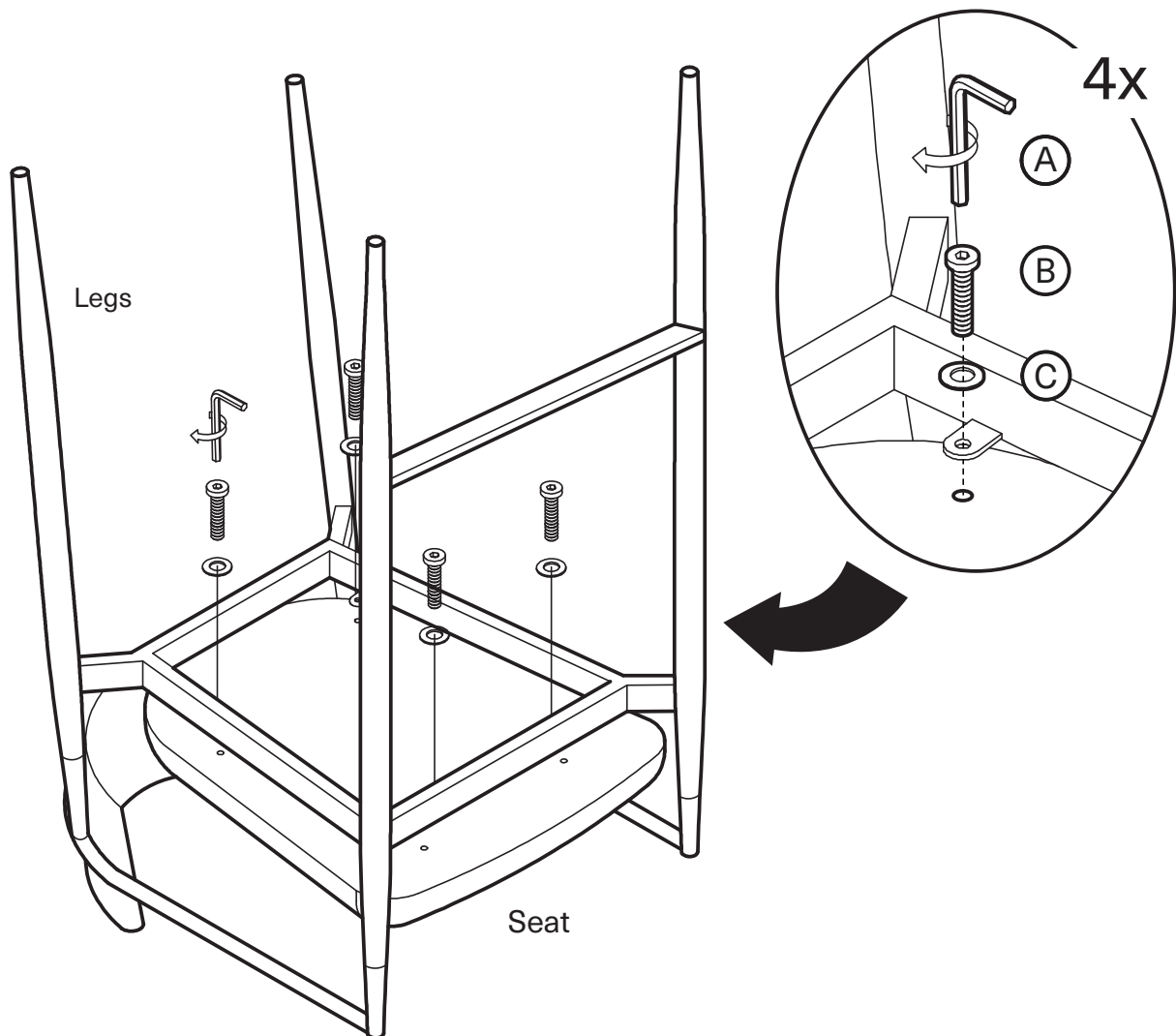
Seat
1 pc



Note

1. Assemble the item on a soft, well-lit surface like cardboard or carpet.
2. For safety and efficiency, it's best to have two or more people assist with assembly to handle heavy parts safely and collaborate effectively.
3. Keep all packaging materials intact until assembly is complete.
4. Before assembling the item, carefully read all provided instructions.
5. Handle tools with care during assembly to prevent injuries.

1



2

